

Managing Trees in Wollongong

A Customer Guide

Acknowledgement of Country



We acknowledge the Traditional Custodians of the land on which our city is built, Dharawal Country. We recognise and appreciate their deep connection to this land, waters and the greater community.

We pay respect to Elders past, present and those emerging and extend our respect to all Aboriginal and Torres Strait Islander people who call this city home.

We recognise Aboriginal and Torres Strait Islander people as the first people to live in the area. We respect their living cultures and recognise the positive contribution their voices, traditions and histories make to the city.

Photo: Aunty Sharryalyn Robinson at Bulli Park. Photographer Tad Souden.

Contents

What is this document about?	4
Get help	4
Customer requests	4
Tree work Do you need permission?	5
7-step checklist	5
Why trees are important for everyone	8
We need more trees in the right places	8
How can I get involved?	9
Protecting Trees	10
Vandalism	10
Development	13
Planting trees	14
I want to plant a tree on my property	14
I want to plant a tree in front of my property	15
I want to see more trees planted in public spaces	15
Managing trees	16
What to do in an emergency	16
Risk management	16
Bushfire risk	17
Regular maintenance	17
I want to prune or remove a tree	18
I have a question about a Tree Permit	22
Trees and views	23
Powerlines and other utilities	25
Removing trees	26
Replacing trees	30
Replacing trees on private property	30
Replacing trees on public land	31
Appendix A: Example view assessment approach	32
Appendix B: Suburbs with low canopy cover	35
List of useful links	36

[<< Go back to the contents page](#)



What is this document about?

- Trees in Wollongong are controlled under Council's Tree Management Policy.
- This document talks about two types of land: 'public land' and 'private land'. Public land is called Council land.
- We want to improve the way trees are looked after in Wollongong.
- We want to make it easier for residents to look after trees on their property.
- We want to help more trees get planted across Wollongong and protect the healthy trees we have.
- We want to hear what you think of the changes in these documents.
- You can tell us your thoughts online at:
our.wollongong.nsw.gov.au

Get help

Ask a friend, family or support person to help you read this, or contact Council. You can find links to online information at the end of this document.



Customer requests

If you have a question or concern about trees, you can send us a Customer Request. You can do this by calling our Customer Service team on (02) 4227 7111, or by filling out a [Customer Request](#) online.


Contact Council

Phone	(02) 4227 7111
Email	council@wollongong.nsw.gov.au
Address	41 Burelli Street, Wollongong
Website	wollongong.nsw.gov.au

[<< Go back to the contents page](#)

Tree work

Do you need permission?



Did you know you need permission to cut, trim or remove most trees? Even on your own property.

Before you cut or remove a tree you will need to:

- find out who owns the tree
- check what is needed to be done and how
- check if you need permission before you do anything

Check out the 7 Step checklist below to understand your situation.

7-step checklist

I want to prune tree branches or remove a tree

1 Are there any Heritage or Environmental or other agency restraints on the tree? (eg. Local Land Services, NSW Rural Fire Service)	✓ Yes Please contact Council.	✗ No ↓ Go to the next step.
2 Is the tree pruning or removal required as part of a Development Consent? Learn more on page 19.	✓ Yes Contact Council. Conditions for the pruning will be considered as part of the development consent.	✗ No ↓ Go to the next step

[<< Go back to the contents page](#)

<p>3 Is the tree located on your property or your neighbour's property?</p> <p><i>Learn more on page 18.</i></p>	<p>✓ Yes</p> <p>⇓ Go to the next step.</p>	<p>✗ No</p> <p>The tree is on Council or other land.</p> <p>Please lodge a Council Customer Request or call us.</p>
<p>4 Is the tree species the same as a species listed on the Exempt list?</p> <p><i>Learn more on page 19.</i></p>	<p>✓ Yes</p> <p>If the tree is on your property and is a species listed on the exempt list you have permission to remove it.</p> <p>If the tree is on your neighbour's property, please see page 18 on Trees and Neighbours.</p>	<p>✗ No</p> <p>⇓ Go to the next step.</p>
<p>5 Is the tree more than 5 metres in height and/or 30 centimetres in diameter measured at ground level?</p> <p><i>Learn more on page 20.</i></p>	<p>✓ Yes</p> <p>⇓ Go to the next step.</p>	<p>✗ No</p> <p>You can prune branches or remove the tree without consent.</p> <p>Contact Council if you are not sure.</p>
<p>6 Is the tree a palm?</p> <p><i>Learn more on page 21.</i></p>	<p>✓ Yes</p> <p>You may remove dead fronds/leaves and flower spikes/fruit only. We recommend you use a qualified arborist.</p> <p>You will need a tree permit to cut live fronds/leaves.</p>	<p>✗ No</p> <p>⇓ Go to the next step</p>

7 Pruning:	✓ Yes	✗ No
<p>Do you want to prune branches that are more than 10 centimetres in diameter where they meet the trunk?</p>	<p>You will need to apply for a Tree Permit from Council to request permission to prune or remove your tree.</p>	<p>If the branches on your tree are less than 10 centimetres in diameter where they meet the trunk, you have permission to prune the tree without applying for a Tree Permit.</p>
<p>Removal:</p>		
<p>Do you want to remove the tree?</p>		<p>We recommend you use a qualified arborist to carry out this work.</p>
<p>Learn more on page 20.</p>		

If you are unsure about any of the questions or advice in this guide, please contact our **Customer Service Team on (02) 4227 7111 or visit wollongong.nsw.gov.au.**



Why trees are important for everyone

Did you know, suburbs of Wollongong have some of the lowest tree canopy cover in all of NSW?

The average canopy cover in Wollongong is 17%. Our goal is to increase this to be closer to 35%.

Trees are important for our outdoor spaces and for creating a healthy place for everyone to live in. Trees help to make great places, improve mental health, and increase the number of people being active. This includes riding bikes, walking, running, and playing sport. It can also mean people use cars, busses, and trains less often. Planting more trees and better trees means our city is better for everyone.

The loss of fully grown trees has a big impact on the health of our suburbs. This is because trees take a long time to grow to a size where they can provide the most benefits. We have controls in place to limit the loss of good trees.

More than 50% of trees in Wollongong's urban forest are mature and delivering benefits right now. As these trees age and decline, benefits for the community will decrease. To ensure benefits are provided to the community for years to come, these trees will need to be replaced over time with new trees.

This is why trees around Wollongong need permission from Council or another agency before they are cut or removed.

We need more trees in the right places

Council is working hard to plant more trees and grow tree canopy in Wollongong's suburbs. We call this our urban forest.

It's not easy for everyone to make sure the right tree is chosen for the right place and planted at the right time. That's why we're working with our community to get the right trees in the ground, year after year.

[<< Go back to the contents page](#)

How can I get involved?



Everyone has a role to play in creating a more liveable future.

There are lots of ways you can help in greening our city, especially on your own property.

Learn more about [greening your suburb](#) on our website.



[<< Go back to the contents page](#)

Protecting Trees



We protect all trees growing in Wollongong to ensure the community gets all the benefits trees provide. Trees over 5 metres in height or 30 centimetres diameter at the ground are protected. Trees give us shade, make us feel better and help us be more active in our outdoor spaces.

Trees growing on Council land are maintained by Council. You are not allowed to cut, trim or remove a Council owned tree.

If you think a tree in a public space needs to be checked or trimmed, please lodge a customer request or call (02) 4227 7111.

If the tree is on your property, you will need to check if you need permission to cut, trim or remove it (see page 18 under the 'Managing Trees' section).

Vandalism (including tree work without permission)



Making changes to a tree without permission on your property, on your neighbour's property, or on Council land is vandalism.

This includes removing large branches (lopping), intentional destruction, lighting fires, poisoning and ringbarking.

All these actions are:

- **Illegal.** Fines apply and high-impact acts of vandalism may be prosecuted in a court of law.
- **Costly.** They reduce Council's ability to provide other services and grow the urban forest.
- **Shameful.** They rob the whole community of the benefits trees provide – now and into the future.

[<< Go back to the contents page](#)

Report it



Trees are for the benefit of the whole community and the planet. This is why we're calling on the community to help us protect trees.

If you've seen something, report it to Council on (02) 4227 7111 or the Police on 131 444.

You can tell us about tree pruning, tree removal or vegetation clearing you think might not have been approved. We can't issue fines without supporting evidence, so make sure you provide as much proof as you can.

What will Council do about tree vandalism?

We want to work with our community to reduce the amount of vandalism.

Prevention



We will speak with you about tree planting projects, involve you in projects where possible, use signs to show important information, and protect young trees through good design. We'll use closed-circuit television cameras (CCTV) as appropriate. We won't use rewards because research shows these haven't been very effective for other Councils.

Instead, we're working with the community to value our trees and to help us protect trees. We do this by using different ways to learn about why trees are important, and to respond to vandalism in the right way as a community when it does happen.

Investigation



We will investigate every report of vandalism using the information provided to us. We will contact you if there is not enough proof for us to be able to issue a fine, warning or other measure. This will all be done through a Customer Request.


[<< Go back to the contents page](#)

If there is enough evidence, we will issue fines. For high-impact vandalism, we will take the matter to court to seek a prosecution. We will do this as part of our Compliance and Enforcement Policy 2022.

Response

Where tree vandalism sadly does happen, we will look at all the options and decide on the best response.

On Council land this could include: installing large signs or shipping containers (for view related vandalism), creating community feedback signage (using artwork and messages like in Belmore Basin and Towradgi), or tree stencilling to show a tree that has been poisoned.



[<< Go back to the contents page](#)

Development

We protect trees during development on Council land. Tree protection on private land is managed through the Tree Permit or Development Application process (where trees are associated with a proposed development).

The **Australian Standard AS4970-2009 Protection of Trees on Development Sites** guides us when we make plans to build something. This makes sure we look after our existing canopy trees during the construction of new things.

This means we check the trees on a development site before construction. We also put plans in place to protect these trees.

Sometimes a tree won't survive in a new development. When this happens, we will plant replacement trees on the site to make sure we still have tree canopy. We make every effort to protect existing trees. This means trees will only be removed as a last resort.




Planting trees

Every tree planted helps to create a better future.

I want to plant a tree on my property

Great!

Did you know 75% of all land in Wollongong is private property? This is why we need your help in greening our suburbs by planting more trees on your property.



Choosing the right tree for your property is an important decision. The right type of tree in the right place can add value to your property and increase your wellbeing.

We can help you make this decision so you can get the most out of your new tree. We have plenty of resources to help guide your tree planting adventure.

- Grow Local Illawarra Native Garden Guide
- Greening your suburb and home
- Adopt a tree
- Advice and assistance
- Wollongong Botanic Garden's Greenplan Plant Sales – A Ratepayer subsidised service for purchasing local native species
- Growing Illawarra Natives - plant finder and articles

Visit our website to find out more about [greening your suburb](#).

If you can't find what you are looking for, please get in touch with us on (02) 4227 7111.

[<< Go back to the contents page](#)



I want to plant a tree in front of my property

You can ask us to plant a tree in the area in front of your home, which is Council land. We call this the verge. We will get in touch with you to discuss which tree species is best for your location.

>> [Request a free street tree online](#), or call us on (02) 4227 7111.

You can also plant smaller plants (up to 700 mm high) without approval as part of your Verge Garden. Just follow the guidelines.

>> [Verge Garden Guidelines](#)

I want to see more trees planted in public spaces

You can ask us to plant a tree in a public space, such as a park.

>> [Submit a customer request](#), or call us on (02) 4227 7111.

If you prefer to get hands on, why not join a local group like Bushcare, Dunecare, Friends of Wollongong Botanic Garden, a community garden, Landcare or other environmental group.

Managing trees

Our role is to manage trees in our suburbs so the community can enjoy all the benefits trees provide.



What to do in an emergency

If a tree on your property has become dangerous to people or substantial property, you can make it safe without permission. First, make sure you understand what you can and can't do with a dangerous tree on this [Trees on Your Property](#) page. In an emergency, contact SES on 132 500 for assistance.

You will need to take photos of the tree before the emergency works and keep them as a record. This will be required to prevent receiving a fine due to your actions.

If you notice a tree in a public space that could cause an immediate risk, please contact customer service on (02) 4227 7111.



Risk management

We work within a risk management framework. This guides the way we make decisions about trees which might cause danger.

We use internationally recognised procedures for doing risk assessments on trees. Qualified arborists inspect trees and carry out tree work.

We are guided by standards so that all our tree reports and assessments are consistent and technically accurate.

[<< Go back to the contents page](#)



Bushfire risk

Council uses a Bushfire Risk Management Plan (BFRMP) to reduce the risk that bushfires may have on the community.

Tree work is carried out for bush fire management or fire reduction. Before this happens, we will do an environmental assessment. Based on this assessment Council works in bushfire prone areas to prune or remove hazardous trees identified by the Rural Fire Service (RFS).

Find out about [preparing for Bushfires](#) in Wollongong.

On private property owners should seek further information from RFS about preparing for Bushfires.



Regular maintenance

We're constantly collecting information about our trees in our city. We keep this in our electronic tree inventory.

We use this information to make a plan and schedule for maintaining trees, helping us plan for the future.

[<< Go back to the contents page](#)

I want to prune or remove a tree

Before you cut or remove a tree, there are a few things you need to check. You may need permission first.

Who does the tree belong to?

Different rules apply depending on where the tree is growing.

It's my tree



- ✓ the tree is growing within the boundary of your property.
- ✓ the tree is on the shared boundary of your property and someone else's AND most of the trunk at ground level is on *your* property.

It's my neighbour's tree

- ✓ the tree is growing within the boundary of their property.
- ✓ the tree is on the shared boundary of your property and theirs AND most of the trunk at ground level is on *their* property.

Find out what you can do with a [neighbour's tree](#).

It belongs to Council



Trees which are growing on Council land are maintained by Council. You are not allowed to cut, trim or remove a Council owned tree. If you feel that a tree needs an inspection or some trimming, please lodge a customer request or call (02) 4227 7111.



I don't know who the tree belongs to, or if I need permission

If you don't know who owns the tree, or if you need permission, please contact Customer Service on (02) 4227 7111.

[<< Go back to the contents page](#)



Is the tree protected for heritage or environmental reasons?

Heritage protection or environmental laws may apply to the tree depending on its location. If so, this may override any existing Council permissions for your tree.

You can check your property status using Council's [Interactive Maps \(Intramaps\)](#) or contact Customer Service on (02) 4227 7111.

Is the tree part of a proposed development?

Are you planning to build on your property - a house, house extension, garage, swimming pool or granny flat?

✓ Yes

You can get permission to cut, trim or remove your tree as part of a Development Application.

If you have questions, call us on (02) 4227 7111.

✗ No

Check if the tree meets any of the criteria below.

Is the tree on the exempt tree list?



✓ Yes

You can cut, trim or remove trees on your property if they are on this [Exempt Trees List](#). In some situations, these rules may not apply.

✗ No

Check if the tree meets any of the following criteria.



Is the tree taller than 5 metres or thicker than 30 centimetres at the ground?

✓ **Yes**

You will need to [apply for a Tree Permit](#) if you plan to remove the tree. If you wish to cut or trim your tree, please see the following section.

✗ **No**

You do not need permission to cut, trim or remove your tree.

What type of tree is it?

Tree



What you can do depends on how thick the branches you'd like to cut are.

Are the branches more than 10 centimetres thick where they meet the tree trunk?

✓ **Yes**

You need Council permission to cut or trim those branches. [Apply for a Tree Permit](#) to cut these branches.

✗ **No**

You don't need permission. You can organise to cut or trim these branches using a [qualified arborist](#).



Palm Tree

What you can do depends on what parts you want to remove.

Are you cutting live fronds or removing a live palm?

✓ Yes

Cutting live fronds can have a negative impact on palm health. [Apply for a Tree Permit](#) to cut live fronds or to remove a live palm.

✗ No

If you want to remove dead fronds, flower spikes or fruit, you don't need permission. You can organise to do this using a [qualified arborist](#).



Hedge

What you can do depends on the size of the hedge.

Has the tree been trimmed as a hedge from the time planted and kept at under 5 metres?

✓ Yes

You don't need permission. You can organise to cut or trim these branches yourself, or use a [qualified arborist](#). You can keep the hedge below 5 metres in height.

✗ No

You need Council permission to cut or trim those branches. [Apply for a Tree Permit](#) to cut these branches.

I have a question about a Tree Permit

Want to check where your application is up to, ask a question before you apply, or see if permission has been given for tree work?



Use our [online form](#) to ask a question, or call us on (02) 4227 7111.

You can also visit our [Tree Permit FAQs](#) page for answers to some common questions about pruning or removing trees.

I don't agree with Council's decision about my tree

You can ask for a review, by submitting an '[Application for Review of Tree Management Permit Determination Form](#)' to us within three (3) months from the date of issue on the original determination letter. Fees apply.

Any review needs to be supported by documents from an appropriately qualified consultant such as an Arborist and/or Structural Engineer, depending on the reasons for your request. You will also need to include any additional reasons to support your request.

You can also appeal to the Land and Environment Court within three (3) months of Council's refusal. Contact the Land and Environment Court for information on how to do this.

[<< Go back to the contents page](#)



Trees and views

Wollongong stretches along the coast and many suburbs have views of the ocean or escarpment. Trees are part of the view, and we will make sure we are increasing tree canopy in our parks to ensure the community gets all the benefits trees provide.

We understand that growing our urban forest may have some impact on views from time to time. However, this minor impact is far outweighed by the benefits the right trees provide when planted in the right place.

We will plant trees in parks based on evidence. To decide if there is a need for trees by the community, we will assess the broader benefit of trees to the community and consider this against any potential impact on surrounding views. Meeting the needs of the wider community is always the most important outcome.

Existing views at public locations (like lookouts on the escarpment) will still be maintained to make sure the public benefit provided at those sites continues.

Views from private property



Council won't prune or remove good trees to create or improve views from private property.

Seeing trees from your home can improve your quality of life and mental health. It is also proven that homes in leafy suburbs have higher property values. Having good quality parkland means more people can enjoy the great outdoors more often.

If you've asked us to plant a tree in front of your house, we will contact you and discuss the best options.

We will let you know if we plan to plant trees in your local park that might impact on an existing view. We will undertake a View Assessment Procedure to reduce the impact new tree planting might have on a view.

[<< Go back to the contents page](#)

View Assessment Procedure


We've developed a new View Assessment Procedure to manage the risk of planting a tree in a spot which might impact existing views.

If we are planting trees in parks or outdoor spaces where a view might be impacted, we will use this new procedure to see what the impact will be.

If the impact is high, we will reduce the impact by changing the design of the planting. This could be by choosing a different type of tree, changing the space between trees, or not planting trees in some positions.

To see what this could look like, read the example provided in Appendix A.

Vegetation and views



The plant life in our natural environments provides many benefits. This includes playing an important ecological role, as well as adding to our urban forest canopy. State and Federal Governments have put laws in place to protect trees growing in natural environments.

Some trees in natural environments grow in environmental protection zones. These have the highest possible level of environmental protection there is and includes the Australian Government's Biodiversity Laws. That means Council must protect those trees no matter what reasons people might have for wanting to remove or prune them – including improving or creating a view.

Areas where public views provide a benefit will be identified, monitored and managed by Council where environmental protections allow.

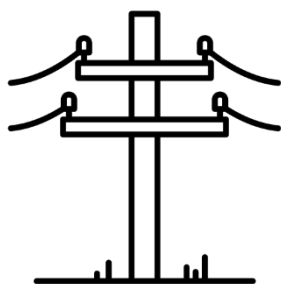
Find out more information about managing natural environments like [Lake Illawarra](#).

[<< Go back to the contents page](#)

Powerlines and other utilities

Council is the legal owner of trees on public land. That means Council permission (consent) is required to prune or remove these trees. When overhead powerlines or other utilities are involved, things are a bit different.

Above the ground



We are working with our local Electricity Network Provider to improve how trees are pruned around the power network.

Under the Electricity Supply Act 1995, these providers are allowed to cut trees to keep a safe space between tree branches and powerlines. This means they don't need permission from Council to prune those trees.

We will work with the electricity provider to move infrastructure away from trees where we can. This might mean we try to have the power cables bundled away from trees or find other ways of separating trees from the power network.

Trees still have an important place around the power network. All new trees we plant near powerlines are smaller so we can still have canopy cover, but with less maintenance.

On private land the property owner is responsible for maintaining clearances around service wires.

Find out more on the [Endeavour Energy](#) website.

[<< Go back to the contents page](#)



Below the ground

Before we plant new trees, we check for underground pipes and drains. We won't plant trees where roots may cause harm.

Across the city there are some trees that were planted over underground services in the past. We will make every effort to protect these trees when minor repair works are needed.

Sometimes a tree will need to be removed to fix a pipe or gas main. Council needs to be contacted by the utility provider to get permission before they do this. Any tree that needs to be removed will be replaced by two (2) suitable trees nearby.

Solar Panels and pruning

Trees are an important part of public infrastructure. We won't approve requests to prune a Council tree to improve solar efficiency.



Removing trees

Trees provide lots of benefits for people, wildlife and our planet. The number of trees in Wollongong has been declining for years and many of our trees are reaching the end of their life. This is why we protect trees and will only remove them if there is a good reason.

A tree losing its leaves, bark, flowers or fruit isn't a reason to remove them. This is normal for trees and the benefits we get from trees far outweigh these inconveniences.

[<< Go back to the contents page](#)

When can a tree be removed?

For a tree to be removed, it must meet one of the reasons below:



Reasons for removing trees		
Reason	Council land	Private land
To make the tree safe in an emergency	✓	✓
To reduce risk to people or substantial property	✓	✓
The tree is dead or dying	✓	✓
The tree is on the exempt tree list		✓
There is unavoidable conflict with infrastructure	✓	✓
The tree is not suitable for the location	✓	✓
The tree is part of an asset renewal program	✓	

For a tree to be removed, we must see evidence that shows how it meets one or more of these reasons. This is so we manage trees consistently and deliver a service that's fair for everyone.

Find out more about each of these reasons on the following pages.

[<< Go back to the contents page](#)



It's an emergency

Sometimes bad weather can damage good trees.

Emergency tree work can only be done on the part of the tree that is causing a risk. For example, the whole tree can't be removed if only one branch is causing a problem.

Find out more about [dangerous trees](#) on our website.

If you notice a tree that could cause an immediate risk, please contact customer service on (02) 4227 7111.



To reduce risk to people and substantial property

Council may give permission to remove a tree if it is a risk to people and substantial property. The tree would need to have major breaks or damage to the tree which can't be stopped by pruning or other ways.

A Council arborist will inspect the tree to determine if there is a defect in the tree.

For trees on Council land, if there is a defect, Council will work to fix the defect. If it can't be fixed, dangerous parts of the tree will be removed. Sometimes if the defect is in the roots or the trunk, we may need to remove the whole tree.




The tree is dead or dying

Permission may be given to remove a tree if it is already dead, or it is declining and can't be saved.

The tree is on the exempt tree list

You can remove trees on your property if they are on this [Exempt Trees List](#).

[<< Go back to the contents page](#)



Unavoidable conflict with infrastructure

Permission may be given to remove a tree if these two things can be proven:

- the tree and the surrounding infrastructure are going to cause problems; AND
- the infrastructure can't be fixed, changed or moved to save the tree.

The tree is not suitable for the location

A Council arborist will check the tree to see if it is in an unsuitable location. If the tree will always be a risk or problem where it is growing, we may give permission to remove it.

Another tree species may be suitable in the same spot.


The tree is part of an asset renewal program

We manage trees on Council land in a similar way to other Council assets, like machinery, vehicles and footpaths.

Once a tree has reached the end of its useful life, it will be scheduled to be replaced.

As we deliver the Urban Greening Strategy we look for opportunities to align the lifespan of the tree with the lifespan of built assets, like a shared-cycleway. It makes sense to replace both assets at the same time in the future. This will reduce costs and minimise the impacts on the trees over time.

Replacing trees



We replace trees to ensure the number of trees in Wollongong grows, instead of declines over time.

We are working on planting even more trees in public spaces and areas that have a high need for trees.

We encourage you to plant additional trees on your property if you can.

Replacing trees on private property

When we give permission for a tree to be removed, a Tree Permit will be provided. All these permits will have a condition included that says you must plant a replacement tree.

This can be on your own private property, or on public land.

If you have obtained a valid Tree Permit from Council to remove a tree, you can present your permit at the Wollongong Botanic Garden Greenplan Nursery on a Plant Sale Day to receive one (1) tree to plant on your property.

If you live in a low tree canopy (high need) area you can collect two (2) trees, if you have room for them on your property. We call suburbs with less than 17% of the land covered by tree canopy 'high need'. You can see the list of suburbs in Appendix B.

Our helpful staff at Greenplan Nursery can provide you with advice about what tree and where to place it on your property.

Find out more about the [Greenplan Nursery Plant Sales](#).





What if there is no space on your property?

If you can't plant a replacement tree on your property as part of your Tree Permit, you can now choose to contribute to planting a tree on public land instead. We will plant and maintain a tree for you on public land, like a local park.

An additional fee will be charged to fund the purchase of a suitable semi-mature tree to be planted on public land.

Replacing trees on public land

For trees that need to be removed from public land, we plant the replacement trees in the same street or park where we can.

Our arborists (tree experts) try to select local native trees that will grow well in the area, or other trees species suited to site-specific constraints.

Appendix A: Example view assessment approach

The current situation

A park in Wollongong needs more trees to better meet the needs of the growing number of users and visitors.

There's a shared walk/cycle path that is in the hot sun all year. The park is near the beach so lots of people picnic there and there's not much shade. This makes it uncomfortable for people to stay very long.


What could change

Council sees value for the community in planting some Norfolk Island Pine trees along the pathway. These trees grow well along the coast in Wollongong and have local cultural importance.

Local residents are contacted about the plan. They realise there might be some impact on water views.

How we would use the View Assessment Procedure


Council shows the affected residents how big the tree species will be when they are planted (0 years) and what that impact looks like using images.




View of proposed Norfolk Island Pines from resident's home at planting date

[<< Go back to the contents page](#)

Council then shows what the impact will be in 10 years time and 40 years time when the Norfolk Island Pine Trees are mature:



Norfolk Island Pines at 10 years from planting



Norfolk Island Pines at 40 years from planting

The spacing of the trees provides filtered views of the ocean, but the trees do not completely block the view. This spacing could be increased or different shaped trees can be used to increase the view.


The Norfolk Island Trees at their mature size are preferred because they can be crown-lifted (lower branches removed). This means users of the shared path can walk below in the shade and see the ocean. It also opens up the view to nearby residents.

These images are created from Council's impact visualisation tool which can show how trees and buildings are affected by light and other changes in 3D.

[<< Go back to the contents page](#)



See the shade on the path? This is based on the midday sun.



*These are the trees after 40 years of growth, viewed from a private residence.
The resident can still see views of the ocean, but the trees have also given
40 years of benefit to all park users.*

[<< Go back to the contents page](#)

Appendix B: Suburbs with low canopy cover

Wollongong suburbs with low canopy cover		
Avondale	Dombarton	Port Kembla
Bellambi	Fairy Meadow	Unanderra
Berkeley	Haywards Bay	Warrawong
Brownsville	Horsley	Wollongong
Cleveland	Huntley	Wongawilli
Corrimal	Kanahooka	Woonona
Dapto	Marshall Mount	

List of useful links

Arborists

(how to hire a qualified tree worker)

<https://www.safework.nsw.gov.au/resource-library/hiring-tree-work-contractors-fact-sheet>

Bushfires

(Get ready)

wollongong.nsw.gov.au/bush-fires

Customer Requests

(Online services)

wollongong.nsw.gov.au/online-services

Endeavour Energy

(Vegetation management on private property)

<https://www.endeavourenergy.com.au/safety/vegetation-management/vegetation-management-on-private-property>

Exempt Trees List

wollongong.nsw.gov.au/trees

Greening your suburb

(verge garden guidelines, request a street tree, helpful resources and more)

wollongong.nsw.gov.au/greening

[<< Go back to the contents page](#)

Lake Illawarra

wollongong.nsw.gov.au/lake-illawarra

Maps (interactive)

wollongong.nsw.gov.au/development/maps

Our Wollongong

(share your feedback)

our.wollongong.nsw.gov.au

Plant Sales

(Botanic Garden Greenplan Nursery)

wollongongbotanicgarden.com.au/plantsales

Trees on your property

(including tree permits and reviews, pruning and removal information, exempt trees, bush fires, dangerous trees, neighbours trees, FAQs and more)

wollongong.nsw.gov.au/trees

Wollongong Council

wollongong.nsw.gov.au

Icons used in this document are from Flaticon.com

[<< Go back to the contents page](#)